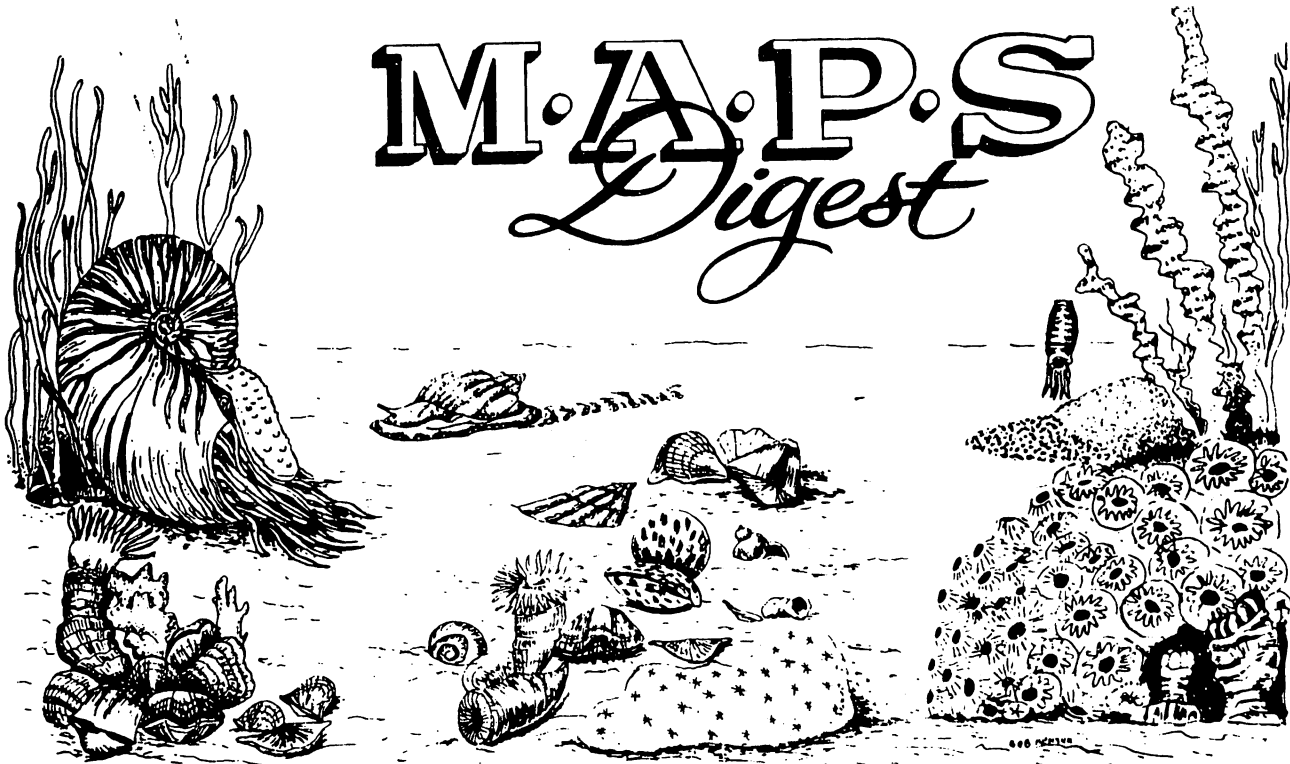


# M.A.P.S. *Digest*

V  
O  
L  
U  
M  
E  
7



N  
U  
M  
B  
E  
R  
2

Official Publication of  
Mid-America Paleontology Society

February, 1984

## CONSIDER THIS OPPORTUNITY

The EXPO Digest is to be a memorial to Harrell Strimple. All the articles he wrote for the Digest will be gathered together into a special edition. If two issues are needed the second issue will follow in May.

In addition to publication of Harrell's writings, it seems appropriate to include "Strimple Stories". Many of you have no doubt had personal experiences with Harrell. Perhaps you would be willing to share these experiences with the MAPS family. Please keep these stories short, and with your permission all letters will then be forwarded to Harrell's wife, Christina.

There is yet another opportunity for all of us. Harrell established, through the Paleontological Society a fund later named the Strimple Award Fund. Each year, or as the screening process determines, the Paleontological Society will present an award to an outstanding amateur in the field of paleontology. The award, though not yet determined, will probably be a plaque (a Paleontological Society established custom). Several of you would most surely qualify as candidates for this award.

(Continued page 2)

## MARK YOUR CALENDARS

4 Feb -- MAPS MEETING -- Augustana College  
Rock Island, Illinois  
1:00 p.m. Board Meeting  
2:00 p.m. MAPS Meeting  
Prof. Jeff Schabilion, University of Iowa, Iowa City. Topic  
Pennsylvanian Plants--What's  
New in Coal Swamps -- A general  
presentation on the kinds of re-  
search and the things they learn.  
Bring your plant fossils if you  
have questions.



3 Mar -- MAPS Meeting -- Augustana College  
Rock Island, Illinois  
13 Apr -- EXPO VI -- LUCKY DAY -- Western Il-  
14            linois University, Macomb, IL  
15            GET YOUR DISPLAY CASES READY  
16 Apr -- FIELD TRIP lead by Doug DeRosear  
15 June - Bedford Rock Swap -- 4-H Fairgrounds  
16            MAPS MEETING -- Bedford, Indiana  
17            For information: Mrs. Jo Alberring,  
Swap Chairman, 972 South Lynn Street  
Seymour, IN 47274  
26 Oct -- FOSSILMANIA -- Austin Paleontological  
27            Society -- Place to be announced  
28            TAKE A FALL HOLIDAY.

## SECRETARY'S REPORT

President Peggy Wallace called the January meeting of MAPS to order on the 7th of January, 1984, at Augustana College. Minutes of the December meeting were read and accepted as printed in the Digest. The Treasurer, Al Adams then read the December Financial Report, stating deposit of checking \$1,163.82, savings \$1,103.37 and in total the balance came to \$2,267.19. The Treasurers report was accepted as read.

## 1984 DUES ARE DUE AND ACCEPTED NOW

Our President, Peg Wallace, appointed Tom Walsh as Chairperson to head up the audit of the books. Working with Tom will be members Jim Brubaker and Gil Norris.

Gil read a letter from Geodeland. They are having their exhibit in Macomb, March 31-April 1, 1984. The club voted to have an exhibit on display this year. The theme will consist of Gastropods. Don Good will take charge. So, bring your best specimens (Gastropods) to the February meeting and we will add them to some we've already viewed.

Peg then handed the program over to Marvin Houg who introduced Gil Norris and his presentation. The slides of PHYLUM PORIFERA (The Sponges) was very well put together and the club really enjoyed this look at Tennessee fossils. When asked how we liked the slides, Don Good, speaking for us all said "We surely soaked that one up."

We were then treated to another set of slides, ones that Gil has been preparing for a program coming up Echinoids. A special thanks goes out to Bob Cooper of Peoria, Illinois, for allowing us to reproduce these magnificent slides (the luminescence of the Echinoids was a treat for us all).

The meeting was adjourned at 3:13 p.m.

Respectfully submitted  
Mary Wells, Secretary  
\*\*\*\*\*

## OPPORTUNITY, Continued

In a conversation with Dr. Lane, Indiana University, Bloomington, Indiana, who referred me to Dr. Thomas Broadhead, Dept. of Geological Sciences, University of Tennessee, Knoxville, TN, it was discovered the Paleontological Society is also having a Strimple Mem-

orial in a future edition of the Paleontological Journal. Contributions to that memorial will be from those Echinoderm authorities who collaborated with Harrell on research projects. Copies of that edition will be available to MAPS members--more later when there is more information.

Dr. Broadhead did suggest, however, perhaps MAPS members would like to make contributions to the Strimple Award Fund. Should anyone decide to contribute to this fund, please note the following: Checks with specification for Strimple Award Fund can be sent to Dr. Roger Kaesler, Treasurer, Department of Geology, University of Kansas, Lawrence, KS 66045.

If you know of an amateur who has made some contribution to Paleontologic Scientific Research, send detailed information to: Dr. Helen Loeblich, Chairperson, Department of Earth & Space Sciences, University of California, Los Angeles, CA 90024.

Harrell's contributions to MAPS were rather astounding. Now it's our turn, an opportunity presents itself to say Thank you, Harrell.

\*\*\*\*\*

## CHECK LIST FOR THOSE MAGIC DAYS -- EXPO VI

- \_\_\_ Fossils for trade or to sell
- \_\_\_ Smile, you'll be wearing it a lot
- \_\_\_ \$5 for ice cream stand -- you'll see
- \_\_\_ Racing shoes to get to old friends faster
- \_\_\_ Hugs for special people--sooner or later that includes everyone
- \_\_\_ Belts to clothes--we'll love you anyway if you forget
- \_\_\_ Magnifying glass--fossils look excellent as is, but under glass there's another world
- \_\_\_ RESERVATIONS FOR TABLES -- only \$8 for 6'
- \_\_\_ DISPLAY CASE/S -- big or small--let us know how much space you need. There is someone looking at them all the time. It's a very special gift.
- \_\_\_ BANQUET -- no interference from those magnetic fossils. Just a chance to meet new friends, pleasant conversation, laughter \$10.00 need those reservations before April 13.
- \_\_\_ LIVE AUCTION--Don't forget a special fossil to give to the auction. The auction is what makes it possible to keep those dues at \$7.00 and once in awhile we can send a bigger Digest.
- \_\_\_ MOTEL RESERVATIONS--You won't want to leave once you get there. After you finally do say good night to all those special people

you'll need a place to lay your head to dream dreams of fossils. Showers are kind of nice, too. Identity with MAPS, it may save money

PLANS how to keep busy between February and April 13. Doug DeRosear goes collecting. He doesn't care if it's 20° Just take a bigger hammer and walk a little faster, is what he says.

Make checks payable to MAPS and send to:  
Bob Durnal, Box 536, Reynolds, IL 61279  
\*\*\*\*\*

#### TUBE WORMS PRESERVED IN SULFIDE MINES

A sulfide mine in Oman has yielded fossilized remains of worm tubes similar to those made by animals living today in the lightless, mineral-rich environs surrounding vents on the ocean floor (SN: 4/7/79, p. 231; 6/19/82 p. 410). The fossils are the first found embedded in massive sulfides, the ore bodies that form when mineral-laden superheated water circulating through the earth's upper crust meets the colder, ambient sea water. The fossils also provide evidence that the deep sea communities have persisted since at least 95 million years ago, when the now-fossilized animals were living.

Rachel M. Haymon of the Marine Science Center at the University of California at Santa Barbara, and Randolph Koski of the United States Geological Survey in Menlo Park, Calif., found three distinct types of worms. Haymon says the organisms appear to have been much smaller than worms living on the Juan de Fuca Ridge in the Pacific. The fossils themselves formed when the original chitinous tubes were filled and surrounded by sulfide and quartz or amorphous silica, creating a cast of the worms' tubes. Such ore deposits, originally formed at spreading centers on the ocean floor, are called ophiolites. Over millions of years, the sulfide bodies were carried along with the moving crustal plates, and eventually were shoved up and pasted onto land. "It's not easy to preserve such delicate (organic) structures over so much time," Haymon says. She believes the worms were preserved when the biological community was buried by debris emitted by submarine volcanoes. When the seafloor was pushed onto land, the fossils "managed not to be too badly stressed by heat and pressure," she says "They've been through a lot."

SCIENCE NEWS 24 & 31 Dec 84  
Jim & Sylvia Konecney

\*\*\*\*\*

#### NO MORE LITHOSTROTIONELLA

We have just obtained a copy of U.S.G.S Professional Paper 1247, 'Revision of Lithostrotionella (Coelenterata, Rugosa) from the Carboniferous and Permian'. William J. Sando, 1983. As the title implies, there have been some changes in this ubiquitous Carboniferous genus. In fact, there is no more Lithostrotionella. The author has assigned species that have previously been assigned to Lithostrotionella to the following genera. Acrocyathus, Stelechophyllum, Petalaxis, Aulostylus, Thysanophyllum, Kleopatrina and Lonsdaleia (Actinocyathus).

The common midwestern Mississippian age Lithostrotionella castelnaui Hayasaka, L. hemisphaerica Hayasaka and L. americana Hayasaka are now assigned to Acrocyathus floriformis d'Orbigny and Acrocyathus floriformis hemisphaericus (Hayasaka). The sub-species can be determined only by thin section.

Why was this revision made? Most of the coral taxa were described prior to the time that thin section techniques were widely used. Most of the classification was based exclusively on external features.

For those interested, this publication may be obtained for \$6.00 from

U.S. Geological Survey  
Text Products Section  
Eastern Distribution Branch  
604 South Pickett Street  
Alexandria, Virginia 22304

Submitted by  
Jim and Sylvia Konecney, Prescott, AZ

\*\*\*\*\*

#### A D V E R T I S I N G   S E C T I O N

PIERO GARONETTI, Via Bassini 15, 27100 Pavia, ITALY

wishes to swap or to sell large bell shaped Italian Clypeaster (fossil sea urchins) and Tertiary molluscs. Interested in fossil cowries, trilobites, echinoderms, cephalopods, tentaculites, archimedes, conularias, large shark teeth.

Ø Ø Ø Ø Ø

G BELLIGAUD - Les Cailloux - 87179 Isle - FRANCE

will trade ammonites, echinoids, trilobites and gastropods for ammonites, echinoids, trilobites, and gastropods.

Ø Ø Ø Ø Ø

## FROM THE MATRIX

## CYSTOIDS

Submitted by Don Bissett  
3925 Dust Commander Drive  
Hamilton, Ohio 45011

Cystoids are curious-looking creatures. They occur infrequently, and such rare finds are little understood or appreciated. When I found my first, I had little idea of how valuable they could be as collector's items and as items of scientific interest.

Cystoids are primitive stemmed echinoderms. Their chief characteristics are the pores (apparently involved in respiration) on the body plates and the sparse food-gathering brachioloes. The body is saclike, generally with numerous irregularly arranged plates. Body symmetry is often difficult to identify.

They flourished in the Ordovician and Silurian, gradually becoming extinct at the end of the Devonian. Their extinction can be traced to life style. They generally existed as small populations in restricted geographic areas. They apparently favored abundant food sources and particular depths and bottom conditions. They evolved closely attuned to the ecological factors in a specific area and could not adapt to changes in that environment.

A favored environment must have existed in what is now the New Point Stone Co. Quarry in Napoleon, Ripley County, Indiana. Over 400 million years ago, a Silurian sea covering this small area teemed with echinoderms, brachiopods corals, etc. A thin band of shale (Osgood Shale, Niagaran Formation) now covers them. Even within the limited area of the quarry, there are clearly favored environments. One end of the quarry abounds with cystoid remains. One hundred yards across the pit, the shale is devoid of cystoids but is still crammed with the other fauna.

The discovery in recent years of the echinoderm content of this old seabed has introduced to paleontology a raft of new species. But these discoveries were not made overnight. Dan Cooper, Bruce Gibson, and I spent hundreds of hours surface collecting, digging, and sifting shale to make these finds. Even with all that effort, some species are known from but single specimens.

They range in size from one-eighth inch micros to monsters measuring half a foot. By far, the predominant species is Holocystites scutellatus. Considerably less common are other species of Holocystites (Megacystites), Triamara sp., Pentacystis sp., Caryocrinites sp., Trematocystis sp., and Paulocystis sp., to name the majority.

None of the cystoids from this locality are preserved with arms. However, arm attachment sites are visible around the oral area. Species like Caryocrinites grew on stems while others (H. scutellatus) "budded off" from their stems early in life to become "free floaters" or rested on the bottom. Still others (Paulocystis) attached directly to the bottom with a wide base. (Representatives are shown in the accompanying sketches.)

The most exciting finds are the rare, previously unknown species. My favorite is also a new genus: Paulocystis bissetti. It has a very wide base for bottom attachment. In contrast to the usual five-fold symmetry of echinoderm feeding apparatus, this genus has a square oral area and only four ambulacra (feeding grooves). The Trematocystis sp. also fall into this category of square oral area.

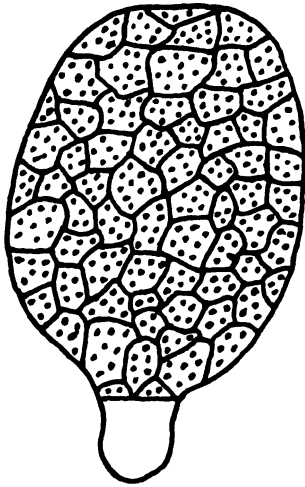
Most of the rare material that was collected went to the late Harrell Strimple (University of Iowa) for study. (Doug DeRosear deserves credit for making the connection between Harrell and us.) Harrell's efforts culminated in a number of articles describing the incredible echinoderm fauna from Napoleon. They are awaiting publication.

The Napoleon quarry produced cystoids in quantity for only a short time--about two years. The rich pocket has come and gone. The remaining prolific shale from the pocket has been dumped and buried under yards of barren overburden as quarrying continues. I was at the right place at the right time--two years out of 400 million.

Added note: I do have cystoids to trade for other echinoderms, especially the "odd" ones.

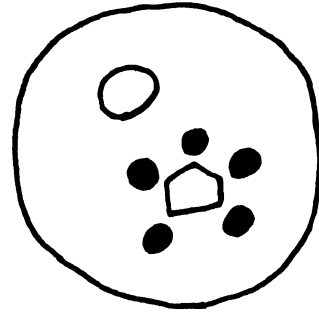
\*\*\*\*\*



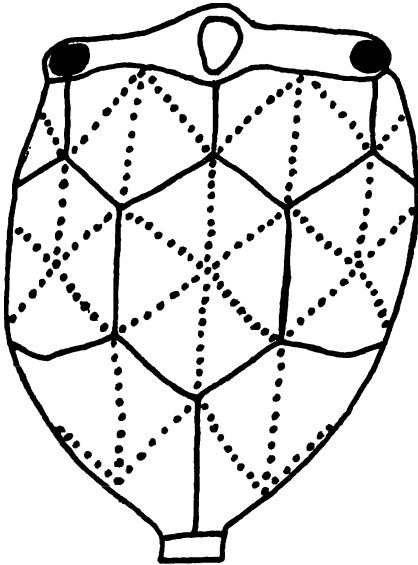


side view

Holocystites  
scutellatus

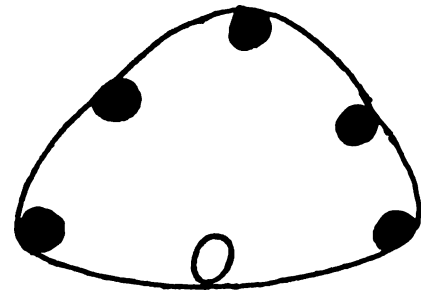


top view

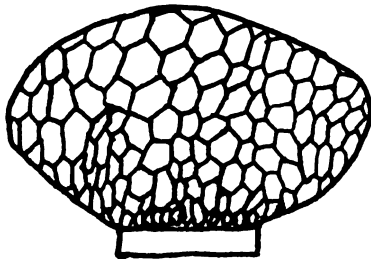


side view

Caryocrinites  
ornatus




top view



side view

Paulocystis  
bissetti



top view

T H E P R O F E S S I O N A L ' S C O R N E R -- Dr. Merrill Foster -- Copyright, 1984

Bradley University

Geology Department

Peoria, Illinois 61614

IN PURSUIT OF THE ICY BRACHIOPOD

Problems on Research Cruises

Going on an "Eltanin" cruise was a real eye-opener with regards to government inefficiency and waste. Long before I went on each cruise, the government requested that I send them a list of the supplies I would need. I did this promptly before each cruise. My request always included large numbers of specimen containers and large quantities of ethyl alcohol. Both times I went on the "Eltanin" my supplies never arrived. So I had to make due scrounging up old chemical containers and preparing buffered formalin from the supplies of other scientists. On the cruises I accompanied, there were only one or two scientists along to collect and preserve the biological specimens that were collected. I was told that on many cruises there was no one. I usually ended up helping to collect and preserve a representative sample for the Smithsonian besides doing my own work. There was never enough manpower, time, preservative, or containers to collect more than a small fraction of the biological material that was dredged. As a result tons of valuable dead or dying invertebrates were shoveled back over the side of the boat. This material also often included hundreds of tiny brachiopods I wasn't given time to pick out. This was a terrible waste of animal life, scientifically valuable material, and thousands of dollars of tax money. I am still bitter about having to shovel back over the side, because of insufficient time, thousands of large and small brachiopods at one station off the Antipodes Islands. Yet on that same cruise, the NSF representative and a New Zealand bird watcher wasted a large amount of money and time running the boat back and forth off another island while they argued as to where to land to look at penguins. I shudder to think about what happened on cruises where students of the invertebrates were not present.

I discovered that the "Eltanin" tries to avoid dredging on rocky bottoms. Yet these are the very bottoms most brachiopods seem to prefer. If other boats have had this same bias our modern brachiopod samples may be more limited and unrepresentative than we realized.

Nearshore work off Antarctica was always hellish for the conscientious bottom invertebrate investigator. The sun never set - it just went down to the horizon. Therefore the boat operated around the clock. Many scientific parties would cease operations in shallow water thus causing the remaining operations to operate much more frequently. Finally, the water was so shallow that it wouldn't take long for dredges and grabs to go to and return from the bottom. As a result, I would have little time between dredges to separate, study, photograph, and preserve specimens. In addition, the amount of material collected in each operation was far greater than in deeper water operations. For days on end, I would get little sleep and few formal meals during the nearshore operations. These times were made particularly frustrating by the fact that this was also when the best scenery was visible and the most fascinating live creatures were available.

In striking contrast to the nearshore operations the deep water time was usually pure boredom. Many different scientific parties operated, it

would take many hours for each of them to lower and retrieve their gear from the deep ocean bottom, and our dredging and grab operations would yield few, if any, animals. I might go as long as 18-20 hours between operations. There was now virtually no geological scenery although there were nice sunsets, striking cloud formations, and an occasional intriguing solitary wandering albatross.

On one cruise, a Russian whaling boat came close to ramming us. We would have collided if the "Eltanin" hadn't made a very quick 180° turn. We still only missed contact by inches. I don't know whether this was rank stupidity on the Russians' part, just part of normal Russian intimidation of U.S. government vessels, or whether they thought we were a spy boat monitoring them for naval information or because they were engaged in illegal whaling practices. This incident was never reported to the United States public. I mentioned it once in a public talk in Peoria some years ago and one member of the audience virtually called me a liar and didn't believe the Russians were capable of such things.

The primary United States base in Antarctic, McMurdo, and its personnel are rather revolting. The first sight you see when you come into the base is a disgusting mountain of garbage that dominates the harbor edge. Above

it are numerous noisy skuas (a seagull-like bird) looking for tidbits. The U.S. servicemen seem bitter at being located there and appear to spend most of their time drinking, complaining, or watching movies. The nearby New Zealand base and its personnel are a striking contrast to the U.S. Their station is small, spartan, and neat -- their volunteer personnel spend much of their free time hiking or skiing while enjoying the glorious scenery and listening to classical music. On one of our visits to McMurdo we encountered the first tourist boat to ever visit Antarctica. It had gone onto the rocks while entering the harbor, but was pulled off without much damage several hours later by a U. S. icebreaker. It seemed strange that the people on this boat were paying \$8,000 - \$10,000 a piece to see what the U.S. servicemen couldn't wait to escape.

### Delights on Research Cruises.

Despite the many problems and unpleasant situations, my cruises were very worthwhile with many enjoyable treats. My brachiopod collections were fantastic compared to those made any other previous expedition. For example, on just a single cruise, I collected more brachiopod specimens than the famous "Chalenger" expedition did in three and one half years. The scenery in many parts of Antarctica is breathtaking. In places, I saw giant fields of icebergs or pack-ice or both stretching across the sea as far as the eye could see. Few sights can compare to Victoria Land with its enormous jagged peaks rising right out of the sea and cut by enormous glacial rivers of ice.

The benthic animal life is beautiful, varied, and bizarre. Contrary to popular legend, the Antarctic animals are not drab compared to their colorful tropical kinfolk. In fact, they often equal or exceed their warm-water relatives in delightful color and pattern. The variety and dominance of echinoderms is particularly noteworthy. Dredge hauls include and are often dominated by large numbers of asteroids, ophiuroids, holothuroids, and crinoids. I can still remember the thrill of seeing virtually the entire deck covered by writhing stalk-less crinoids. If only I had had the time and a motion picture camera! The Antarctic glass sponges surpass those anywhere else in the world in diversity, size, and abundance. Three to six foot tall glass sponges can excite even the most blasé palate. Virtually every trawl sample was loaded with glass sponges and their silica spicules. Their presence made picking through trawls a tiny bit painful. It took me almost a year or

so to get all of the spicule fragments out of my hands.

For those used to the tiny obscure pycnogonids ("sea spiders") of temperate waters, the Antarctica shelf holds a wonderful surprise. Here most of the pycnogonids are very conspicuous and some get to be fifty times as large as typical temperate forms from the Northern Hemisphere. Some of the isopods here get to be as large as small lobsters.

The birds and mammals can give much pleasure to the Antartic traveler. I never tired of seeing small pieces of ice floating by bearing small groups of erect attentive penguins in their evening suit-like garb. Often when we anchored off large islands, in a short time, a score of small penguin heads would pop out of the water near the boat to look us over. Seals seem nearly as numerous as penguins in the parts of Antarctica we visited. However, they seem much lazier than the penguins. Whenever, I saw them they were sleeping on the ice. Near McMurdo Station, there were hundreds sprawled across the ice. Man has made a very big dent in the whale populations that used to swarm around Antarctica. We were still able to see whales on at least two different occasions. Once along the channel leading to McMurdo Station, I saw a couple of killer whales prowling the ice edge in hopes that a penguin would get close enough on the ice that a whale could knock it off. My favorite encounter took place in the open ocean when the "Eltanin" stopped to lower equipment. A group (pod) of about a dozen small whales came in and surrounded the boat. Every so often, two or three would hold themselves erect with their heads out of the water. It seemed rather touching and reminded me of a pack of rather strange, but friendly curious dogs.

After we had been at sea several weeks we had virtually no problems with ailments such as colds and flu. Apparently once viruses or bacteria had run their course, there were no new human carriers to infect us.

The good on the boat ranged from good to excellent. My mouth still waters from thinking about having all the Australian lobster tails I could eat. There were also many good movies available on board.

□ □ □ □ □

Next Month -- Are Brachiopods Near Extinction Today?

\*\*\*\*\*

Jean-Guy Pellerin  
4641 Linton #10  
Montreal, Quebec H3W 1K2  
CANADA  
514-739-9391

Store Keeper Will trade. Major interest trilobites, ammonites, echinoderms, mollusc. Have for trade Quebec Echinoderms, Brachiopods, molusc. Wants to exchange fossils and information with other members.

Mr. Chris Yee  
20 A. Goldsmith Street  
Hamilton, Victoria 3300  
AUSTRALIA

Collecting 21 years. Stock and Station Agent dealing mainly with beef cattle and sheep. Will trade. Interest echinoderms, Tertiary marine, sharks teeth and graptolites. Will trade variety of material (mainly Australian)

Wally Anderson  
2783 Hartford Street  
Salt Lake City, UT 84106  
801-467-5984

Postal employee. Will trade. Major interest crinoids, starfish, trilobites, fossil pine cones, crustaceans. Has for trade crabs, lobsters, cones, few trilobites. Loves fossil collecting and trading.

Laurie Burnham  
Museum of Comparative Zoology  
Harvard University  
Cambridge, MA 02138  
617-495-2316

Grad. Student. Major interest fossil insects. Ccurrently working on Carboniferous insects from Mazon Creek and am interested in making contacts with MAPS members who might have specimens they would lend for study.

Dennis E. Czurylo  
13027 S. 71st Avenue  
Palos Heights, IL 60463  
312-448-8355

Investigator. Will trade. Major interest Mazon Creek siderite concretions. Will trade Mazon Creek material. Wants to further knowledge of paleontology.

Rosemary Drake  
910 East Pleasant  
Davenport, IA 52803  
319-

Bank Marketing. Will trade. Major interest crinoids, brachiopods. Wants to learn more.

Ronald W. Fabich  
141 E. Sprague Rd.  
Seven Hills, OH 44131  
216-526-6335

Teacher. Collecting 15 years. Interested all areas of earth science. Will trade. MAPS useful for classes.

Randy & Linda Faerber  
6615 Noland RD.  
Shawnee, KS 66216  
916-268-4254

Systems Analyst/Master Operator. Will trade. Vertabrates favorite but like all well defined fossils especially those resembling modern plants and animals. Nothing for trade yet. Want to learn from others' experiences.

Jerry Hughes  
1019 - 31st  
Bettendorf, IA 52722  
319-355-8037

Industrial Specialist  
Wants to expand an interest.

Dr. Robert E. Jensen  
41 Bolton Road  
Trenton, NJ 08610  
609-585-9014

Research chemist. Will trade. Interested in fossils/geology on postage stamps; Paleozoid/Mesozoic invertebrates; Mesozoic/Cenozoic vertebrate history. Has slides of postage stamps depicting fossils, dinosaurs, early man, cave paintings, continental drift, minerals/crystals. Wants to exchange education information/ideas about fossil evolution and continental drift. Slides of unique specimens/museum displays for use in lectures to groups.

Rudi Johnson  
4218 Barcelona St.  
Tampa, FL 33629  
813-839-2291

Retired. Possibly trade. Field collecting all fossils major interest. Has Pennsylvanian fern fossils. Travels each summer and are looking for collection sites for personal collection.



Philip E. Krouse  
4406 Fourteenth Avenue  
Rock Island, IL 61201  
309-

Librarian. Has general interest. Wants to attend lecture

Bertie M. O'Connor  
Box 102  
San Gabriel, CA 91778  
none

Clinical Laboratory Medical Technologist/Fossil Dealer  
Interested in trading. Major interest invertebrate fossils and micro-mount fossils. Founding member of So. California Paleontology Society

James A. O'Daniel  
308 So. B St.  
Monmouth, IL 61462  
309-734-5524



Engineer. Will trade. Major interest is to reclassify an old collection inherited from Grandfather. Needs help.

Neal Van Poperin  
18420 Jamestown Circle  
Northville, MI 48167  
313-

Editor-writer. Major interest trilobites. Wants to receive Digest and broaden knowledge of fossils.

Dr. J. Keith Rigby  
Department of Geology  
Brigham Young University  
Provo, UT 84602  
801-378-2457

Professor of Geology. Will trade some. Major interest fossil sponges. Has some excess sponges for trade. Says MAPS seems to be doing good things.

Gary Rudolph  
103 Substation Road  
Brunswick, OH 44212  
216-225-1618

Teacher-Earth Science. Collecting 2 years. Will trade as collection grows. Major interest trilobites, petrified wood, plant material. Wants to expand knowledge and contacts in paleontology.

James E. Smalldridge  
2760 Meadowbrook Dr. S.E.  
Cedar Rapids, IA 52403  
319-363-5943

Mechanical Engineer.

Karl A. Stuekerjuergen  
RR#1, Box 28A  
West Point, IA 52656  
319-837-6690

Mechanic at implement company. Will trade. Major Mississippian crinoids and blastoids. Has crinoids, blastoids, brachiopods for trade. Wants to further study of Miss. crinoids & blastoids and to meet other people with similar interests in fossils.

Mrs. Gayle Williams  
8521 Westport Lane  
Indianapolis, IN 46234  
317-271-7566

Teacher. Collecting for a year so collection is small. Wants to be in contact with other fossil collectors and information about fossils.

Please note following changes:  
Thomas & Rosemary Akers  
Spring TX 77389

Frank & Becky Hyne  
800 E. 5th St.  
Washington, NC 27889  
919-946-7792

Ruth M. Landry  
12110 Burdine  
Houston, TX 77035  
713-729-8451

John Badura  
4218 California St.  
Omaha, NE 68131

Charles Isbon  
2709 Partridge Ave.  
Arlington, TX 76017

Ken Olson  
406-538-5123

Ann Burleigh  
9100 Tejon St., #146

Ken Karns  
1637 Sheridan Drive  
Lancaster, OH 43130  
614-653-7510

Lorraine & James Pickering  
3085 Geronimo Rd  
Prescott, AZ 86301

Mr. & Mrs. John L. Hammons  
7379 Dust Commander Court  
Hamilton, OH 45011

Douglas Tilley  
168 South Sable L-205  
Aurora, CO 80012

The Mid-America Paleontology Society (MAPS) was formed to promote popular interest in the subject of paleontology, to encourage the proper collecting, study, preparation, and display of fossil material; and to assist other individuals, groups and institutions interested in the various aspects of paleontology. It is a non-profit society incorporated under the laws of the State of Iowa.

Membership in MAPS is open to anyone, anywhere who is sincerely interested in fossils and the aims of the Society.

Membership fee: January 1 through December 31 is \$7.00 per household.

MAPS meetings are held on the 1st Saturday of each month (2nd Saturday if inclement weather). September, October, May, June and July meetings are scheduled field trips. The August meeting is in conjunction with the Bedford, Indiana Swap. November through April meetings are scheduled for 2 p.m. in the Science Building, Augustana College, Rock Island, Illinois. One annual International Fossil Exposition is held in the Spring.

MAPS official publication, MAPS DIGEST, is published 9 months of the year--October through June.

President: Peggy Wallace, 290 So. Grandview, Dubuque, IA 52001  
1st Vice President: Marvin Houg, 3330 44th St. N.E., Cedar Rapids, IA 52402  
2nd Vice President: Don Good, 410 N.W. 3rd Street, Aledo, IL 61231  
Secretary: Mary Wells 2033 Lillie Avenue, Davenport, IA 52804  
Treasurer: Allyn Adams, 612 W. 51st Street, Davenport, IA 52806



## CYATHOCRINITES

MID-AMERICA PALEONTOLOGY SOCIETY

Mrs. Madelynn M. Lillybeck  
MAPS DIGEST Editor  
1039 - 33rd St. Ct.  
Moline, IL 61265

Dated Material - Meeting Notice

FIRST CLASS MAIL

